



Location: CMA1b - Harbour Grand Hotel Boundary Wall

Report on 24-hour TSP monitoring

Action Level ($\mu\text{g}/\text{m}^3$) - 176.7

Limit Level ($\mu\text{g}/\text{m}^3$) - 260

Date	Sampling Time	Weather Condition	Filter paper no.	Filter Weight, g		Elapse Time, hr		Sampling Time, hr	Flow Rate, m^3/min			Total Volume, m^3	TSP Level, $\mu\text{g}/\text{m}^3$
				Initial	Final	Initial	Final		Initial, Q_{si}	Final, Q_{sf}	Average		
29-Jul-20	08:00	Cloudy	CMA1b_24hr_003665	2.7393	2.8011	15857.24	15881.24	24.00	1.02	1.03	1.02	1476	41.9
05-Aug-20	11:55	Rainy	CMA1b_24hr_003516	2.7362	2.7691	15908.08	15932.08	24.00	1.03	1.03	1.03	1477	22.3
10-Aug-20	08:00	Fine	CMA1b_24hr_003522	2.6826	2.7175	15932.08	15956.08	24.00	1.02	1.02	1.02	1475	23.7
17-Aug-20	14:59	Rainy	CMA1b_24hr_004992	2.6925	2.7388	15962.08	15986.08	24.00	1.03	1.03	1.03	1480	31.3
21-Aug-20	08:00	Fine	CMA1b_24hr_004997	2.6025	2.6963	15986.08	16010.08	24.00	1.03	1.03	1.03	1478	63.5

Remarks: Due to interruption of electricity, the 24hr TSP was rescheduled from 04 August 2020 to 05 August 2020 and 15 August 2020 to 17 August 2020.

Report on 1-hour TSP monitoring

Action Level ($\mu\text{g}/\text{m}^3$) - 320.1

Limit Level ($\mu\text{g}/\text{m}^3$) - 500

Date	Sampling Time	Weather Condition	Filter paper no.	Filter Weight, g		Elapse Time, hr		Sampling Time, hr	Flow Rate, m^3/min			Total Volume, m^3	TSP Level, $\mu\text{g}/\text{m}^3$
				Initial	Final	Initial	Final		Initial, Q_{si}	Final, Q_{sf}	Average		
30-Jul-20	08:26	Rainy	CMA1b_1hr_1_004903	2.7103	2.7149	15881.24	15882.24	1.00	1.03	1.03	1.03	62	74.8
30-Jul-20	09:28	Rainy	CMA1b_1hr_2_004838	2.6377	2.6420	15882.24	15883.24	1.00	1.03	1.03	1.03	62	69.9
30-Jul-20	10:29	Rainy	CMA1b_1hr_3_004906	2.7154	2.7185	15883.24	15884.24	1.00	1.03	1.03	1.03	62	50.4
05-Aug-20	08:45	Rainy	CMA1b_1hr_1_004913	2.7025	2.7057	15905.08	15906.08	1.00	1.03	1.03	1.03	62	52.0
05-Aug-20	09:47	Rainy	CMA1b_1hr_2_003512	2.6935	2.6986	15906.08	15907.08	1.00	1.03	1.03	1.03	62	82.9
05-Aug-20	10:49	Rainy	CMA1b_1hr_3_003514	2.7160	2.7230	15907.08	15908.08	1.00	1.03	1.03	1.03	62	113.8
11-Aug-20	08:50	Fine	CMA1b_1hr_1_003524	2.7083	2.7124	15956.08	15957.08	1.00	1.04	1.04	1.04	63	65.4
11-Aug-20	09:52	Fine	CMA1b_1hr_2_003526	2.6859	2.6899	15957.08	15958.08	1.00	1.04	1.04	1.04	63	63.8
11-Aug-20	10:54	Fine	CMA1b_1hr_3_004914	2.6813	2.6839	15958.08	15959.08	1.00	1.04	1.04	1.04	63	41.5
17-Aug-20	09:10	Rainy	CMA1b_1hr_1_004916	2.6820	2.6857	15959.08	15960.08	1.00	1.03	1.03	1.03	62	60.0
17-Aug-20	10:12	Rainy	CMA1b_1hr_2_004988	2.7040	2.7065	15960.08	15961.08	1.00	1.03	1.03	1.03	62	40.5
17-Aug-20	13:00	Rainy	CMA1b_1hr_3_004990	2.6905	2.6927	15961.08	15962.08	1.00	1.03	1.03	1.03	62	35.7
22-Aug-20	08:30	Fine	CMA1b_1hr_1_004998	2.6209	2.6277	16010.08	16011.08	1.00	1.03	1.03	1.03	62	110.4
22-Aug-20	09:32	Fine	CMA1b_1hr_2_04999	2.6203	2.6263	16011.08	16012.08	1.00	1.03	1.03	1.03	62	97.4
22-Aug-20	10:34	Fine	CMA1b_1hr_3_004970	2.6778	2.6832	16012.08	16013.08	1.00	1.03	1.03	1.03	62	87.7



Location: CMA2a - Causeway Bay Community Centre

Report on 24-hour TSP monitoring
 Action Level ($\mu\text{g}/\text{m}^3$) - 169.5
 Limit Level ($\mu\text{g}/\text{m}^3$) - 260

Date	Sampling Time	Weather Condition	Filter paper no.	Filter Weight, g		Elapse Time, hr		Sampling Time, hr	Flow Rate, m^3/min			Total Volume, m^3	TSP Level, $\mu\text{g}/\text{m}^3$
				Initial	Final	Initial	Final		Initial, Q_{si}	Final, Q_{sf}	Average		
29-Jul-20	08:00	Cloudy	CMA2a_24hr_003666	2.7448	2.8213	2373.71	2397.71	24.00	1.41	1.41	1.41	2031	37.7
04-Aug-20	08:00	Rainy	CMA2a_24hr_004908	2.7004	2.7439	2400.71	2424.71	24.00	1.41	1.41	1.41	2033	21.4
10-Aug-20	08:00	Fine	CMA2a_24hr_003517	2.7179	2.7726	2427.83	2451.83	24.00	1.41	1.41	1.41	2031	26.9
15-Aug-20	08:00	Cloudy	CMA2a_24hr_004917	2.7036	2.7375	2454.83	2478.83	24.00	1.41	1.41	1.41	2033	16.7
22-Aug-20	13:00	Fine	CMA2a_24hr_004973	2.7149	2.7934	2484.83	2508.83	24.00	1.41	1.41	1.41	2033	38.6

Remarks: Due to interruption of electricity, the 24hr TSP was rescheduled from 21 August 2020 to 22 August 2020.

Report on 1-hour TSP monitoring
 Action Level ($\mu\text{g}/\text{m}^3$) - 323.4
 Limit Level ($\mu\text{g}/\text{m}^3$) - 500

Date	Sampling Time	Weather Condition	Filter paper no.	Filter Weight, g		Elapse Time, hr		Sampling Time, hr	Flow Rate, m^3/min			Total Volume, m^3	TSP Level, $\mu\text{g}/\text{m}^3$
				Initial	Final	Initial	Final		Initial, Q_{si}	Final, Q_{sf}	Average		
30-Jul-20	08:30	Rainy	CMA2a_1hr_1_004904	2.7128	2.7215	2397.71	2398.71	1.00	1.41	1.41	1.41	85	102.8
30-Jul-20	09:32	Rainy	CMA2a_1hr_2_004625	2.6726	2.6774	2398.71	2399.71	1.00	1.41	1.41	1.41	85	56.7
30-Jul-20	10:34	Rainy	CMA2a_1hr_3_004905	2.7110	2.7152	2399.71	2400.71	1.00	1.41	1.41	1.41	85	49.6
05-Aug-20	08:50	Rainy	CMA2a_1hr_1_003511	2.7147	2.7201	2424.71	2425.71	1.00	1.41	1.41	1.41	85	63.8
05-Aug-20	09:52	Rainy	CMA2a_1hr_2_003513	2.7078	2.7138	2425.71	2426.71	1.00	1.41	1.41	1.41	85	70.9
05-Aug-20	10:54	Rainy	CMA2a_1hr_3_003515	2.7275	2.7339	2426.71	2427.71	1.00	1.41	1.41	1.41	85	75.6
11-Aug-20	08:54	Fine	CMA2a_1hr_1_003523	2.6974	2.7032	2451.83	2452.83	1.00	1.41	1.41	1.41	85	68.5
11-Aug-20	09:56	Fine	CMA2a_1hr_2_003525	2.7026	2.7076	2452.83	2453.83	1.00	1.41	1.41	1.41	85	59.1
11-Aug-20	10:58	Fine	CMA2a_1hr_3_004915	2.6920	2.6946	2453.83	2454.83	1.00	1.41	1.41	1.41	85	30.7
17-Aug-20	08:55	Rainy	CMA2a_1hr_1_004986	2.6957	2.6992	2478.83	2479.83	1.00	1.41	1.41	1.41	85	41.2
17-Aug-20	09:57	Rainy	CMA2a_1hr_2_004987	2.6976	2.7014	2479.83	2480.83	1.00	1.41	1.41	1.41	85	44.8
17-Aug-20	10:59	Rainy	CMA2a_1hr_3_004989	2.7020	2.7047	2480.83	2481.83	1.00	1.41	1.41	1.41	85	31.8
22-Aug-20	08:40	Fine	CMA2a_1hr_1_004991	2.6997	2.7139	2481.83	2482.83	1.00	1.41	1.41	1.41	85	167.6
22-Aug-20	09:42	Fine	CMA2a_1hr_2_004969	2.7164	2.7237	2482.83	2483.83	1.00	1.41	1.41	1.41	85	86.1
22-Aug-20	10:44	Fine	CMA2a_1hr_3_004971	2.6888	2.6952	2483.83	2484.83	1.00	1.41	1.41	1.41	85	75.5



Location: CMA3a - CWB PRE Site Office Area

Report on 24-hour TSP monitoring
 Action Level ($\mu\text{g}/\text{m}^3$) - 171
 Limit Level ($\mu\text{g}/\text{m}^3$) - 260

Date	Sampling Time	Weather Condition	Filter paper no.	Filter Weight, g		Elapse Time, hr		Sampling Time, hr	Flow Rate, m^3/min			Total Volume, m^3	TSP Level, $\mu\text{g}/\text{m}^3$
				Initial	Final	Initial	Final		Initial, Q_{si}	Final, Q_{sf}	Average		
29-Jul-20	08:00	Cloudy	CMA3a_24hr_003668	2.7378	2.7849	12714.19	12738.19	24.00	1.14	1.14	1.14	1635	28.8
04-Aug-20	08:00	Rainy	CMA3a_24hr_003509	2.7099	2.7386	12741.19	12765.19	24.00	1.14	1.14	1.14	1636	17.5
10-Aug-20	08:00	Fine	CMA3a_24hr_003540	2.7261	2.7640	12768.42	12792.42	24.00	1.13	1.17	1.15	1662	22.8
15-Aug-20	08:00	Cloudy	CMA3a_24hr_003531	2.6919	2.7214	12795.42	12819.42	24.00	1.14	1.14	1.14	1636	18.0
21-Aug-20	08:00	Fine	CMA3a_24hr_004984	2.7040	2.7984	12822.42	12846.42	24.00	1.14	1.14	1.14	1636	57.7

Report on 1-hour TSP monitoring
 Action Level ($\mu\text{g}/\text{m}^3$) - 311.3
 Limit Level ($\mu\text{g}/\text{m}^3$) - 500

Date	Sampling Time	Weather Condition	Filter paper no.	Filter Weight, g		Elapse Time, hr		Sampling Time, hr	Flow Rate, m^3/min			Total Volume, m^3	TSP Level, $\mu\text{g}/\text{m}^3$
				Initial	Final	Initial	Final		Initial, Q_{si}	Final, Q_{sf}	Average		
30-Jul-20	09:30	Rainy	CMA3a_1hr_1_003504	2.7092	2.7146	12738.19	12739.19	1.00	1.14	1.14	1.14	68	79.3
30-Jul-20	10:32	Rainy	CMA3a_1hr_2_003506	2.7018	2.7068	12739.19	12740.19	1.00	1.14	1.14	1.14	68	73.4
30-Jul-20	13:00	Rainy	CMA3a_1hr_3_003508	2.7164	2.7230	12740.19	12741.19	1.00	1.14	1.14	1.14	68	96.9
05-Aug-20	08:30	Rainy	CMA3a_1hr_1_003532	2.7156	2.7211	12765.19	12766.19	1.00	1.14	1.14	1.14	68	80.7
05-Aug-20	10:15	Rainy	CMA3a_1hr_2_003534	2.7053	2.7107	12766.19	12767.19	1.00	1.14	1.14	1.14	68	79.3
05-Aug-20	13:00	Rainy	CMA3a_1hr_3_003536	2.6936	2.6998	12767.19	12768.19	1.00	1.14	1.14	1.14	68	91.0
11-Aug-20	09:02	Fine	CMA3a_1hr_1_003539	2.6864	2.6913	12792.42	12793.42	1.00	1.13	1.13	1.13	68	72.0
11-Aug-20	10:07	Fine	CMA3a_1hr_2_003543	2.7033	2.7089	12793.42	12794.42	1.00	1.17	1.17	1.17	70	79.5
11-Aug-20	13:00	Fine	CMA3a_1hr_3_003545	2.6971	2.7034	12794.42	12795.42	1.00	1.17	1.17	1.17	70	89.4
17-Aug-20	08:40	Rainy	CMA3a_1hr_1_003551	2.6788	2.6799	12819.42	12820.42	1.00	1.14	1.14	1.14	68	16.1
17-Aug-20	09:45	Rainy	CMA3a_1hr_2_003548	2.6782	2.6817	12820.42	12821.42	1.00	1.14	1.14	1.14	68	51.3
17-Aug-20	10:50	Rainy	CMA3a_1hr_3_003550	2.7163	2.7237	12821.42	12822.42	1.00	1.14	1.14	1.14	68	108.4
22-Aug-20	08:45	Fine	CMA3a_1hr_1_003566	2.7180	2.7257	12846.42	12847.42	1.00	1.14	1.14	1.14	68	112.9
22-Aug-20	09:50	Fine	CMA3a_1hr_2_003567	2.7198	2.7280	12847.42	12848.42	1.00	1.14	1.14	1.14	68	120.3
22-Aug-20	10:55	Fine	CMA3a_1hr_3_003558	2.6804	2.6892	12848.42	12849.42	1.00	1.14	1.14	1.14	68	129.1



Location: CMA4a - SPCA

Report on 24-hour TSP monitoring

Action Level ($\mu\text{g}/\text{m}^3$) - 171.2
Limit Level ($\mu\text{g}/\text{m}^3$) - 260

Date	Sampling Time	Weather Condition	Filter paper no.	Filter Weight, g		Elapse Time, hr		Sampling Time, hr	Flow Rate, m^3/min			Total Volume, m^3	TSP Level, $\mu\text{g}/\text{m}^3$
				Initial	Final	Initial	Final		Initial, Q_{si}	Final, Q_{sf}	Average		
30-Jul-20	14:00	Rainy	CMA4a_24hr_003510	2.7134	2.7609	29675.44	29699.44	24.00	1.19	1.20	1.19	1721	27.6
04-Aug-20	08:00	Rainy	CMA4a_24hr_003505	2.7056	2.7420	29699.44	29723.44	24.00	1.20	1.19	1.19	1721	21.2
10-Aug-20	08:00	Fine	CMA4a_24hr_003541	2.6890	2.7234	29726.49	29750.49	24.00	1.28	1.28	1.28	1840	18.7
15-Aug-20	08:00	Cloudy	CMA4a_24hr_003530	2.6788	2.7134	29753.49	29777.49	24.00	1.20	1.19	1.20	1721	20.1
21-Aug-20	08:00	Fine	CMA4a_24hr_003555	2.6951	2.7917	29780.49	29804.49	24.00	1.20	1.20	1.20	1721	56.1

Remarks: Due to interruption of electricity, the 24hr TSP was rescheduled from 29 July 2020 to 30 July 2020.

Report on 1-hour TSP monitoring

Action Level ($\mu\text{g}/\text{m}^3$) - 312.5
Limit Level ($\mu\text{g}/\text{m}^3$) - 500

Date	Sampling Time	Weather Condition	Filter paper no.	Filter Weight, g		Elapse Time, hr		Sampling Time, hr	Flow Rate, m^3/min			Total Volume, m^3	TSP Level, $\mu\text{g}/\text{m}^3$
				Initial	Final	Initial	Final		Initial, Q_{si}	Final, Q_{sf}	Average		
30-Jul-20	09:00	Rainy	CMA4a_1hr_1_003667	2.7515	2.7598	29672.44	29673.44	1.00	1.19	1.19	1.19	72	115.9
30-Jul-20	10:15	Rainy	CMA4a_1hr_2_003503	2.7071	2.7121	29673.44	29674.44	1.00	1.19	1.19	1.19	72	69.8
30-Jul-20	13:00	Rainy	CMA4a_1hr_3_003507	2.7120	2.7178	29674.44	29675.44	1.00	1.19	1.19	1.19	72	81.0
05-Aug-20	08:32	Rainy	CMA4a_1hr_1_003533	2.7126	2.7171	29723.44	29724.44	1.00	1.19	1.19	1.19	72	62.8
05-Aug-20	09:55	Rainy	CMA4a_1hr_2_003535	2.7224	2.7282	29724.44	29725.44	1.00	1.19	1.19	1.19	72	80.9
05-Aug-20	13:00	Rainy	CMA4a_1hr_3_003537	2.7039	2.7093	29725.44	29726.44	1.00	1.19	1.19	1.19	72	75.3
11-Aug-20	08:45	Fine	CMA4a_1hr_1_003538	2.6830	2.6861	29750.49	29751.49	1.00	1.28	1.28	1.28	77	40.4
11-Aug-20	09:55	Fine	CMA4a_1hr_2_003542	2.7003	2.7058	29751.49	29752.49	1.00	1.28	1.28	1.28	77	71.7
11-Aug-20	10:59	Fine	CMA4a_1hr_3_003544	2.6840	2.6915	29752.49	29753.49	1.00	1.28	1.28	1.28	77	97.8
17-Aug-20	08:50	Rainy	CMA4a_1hr_1_003553	2.6872	2.6929	29777.49	29778.49	1.00	1.20	1.20	1.20	72	79.4
17-Aug-20	09:52	Rainy	CMA4a_1hr_2_003554	2.6733	2.6783	29778.49	29779.49	1.00	1.20	1.20	1.20	72	69.6
17-Aug-20	10:57	Rainy	CMA4a_1hr_3_003552	2.6937	2.7008	29779.49	29780.49	1.00	1.20	1.20	1.20	72	98.8
22-Aug-20	08:50	Fine	CMA4a_1hr_1_003556	2.7110	2.7172	29804.49	29805.49	1.00	1.20	1.20	1.20	72	86.5
22-Aug-20	09:52	Fine	CMA4a_1hr_2_003568	2.7097	2.7166	29805.49	29806.49	1.00	1.20	1.20	1.20	72	96.2
22-Aug-20	10:54	Fine	CMA4a_1hr_3_003559	2.6786	2.6872	29806.49	29807.49	1.00	1.20	1.20	1.20	72	119.9



Location: MA1b - Harbour Building

Report on 24-hour TSP monitoring

Action Level ($\mu\text{g}/\text{m}^3$) - 173.4
Limit Level ($\mu\text{g}/\text{m}^3$) - 260

Date	Sampling Time	Weather Condition	Filter paper no.	Filter Weight, g		Elapse Time, hr		Sampling Time, hr	Flow Rate, m^3/min			Total Volume, m^3	TSP Level, $\mu\text{g}/\text{m}^3$
				Initial	Final	Initial	Final		Initial, Q_{si}	Final, Q_{sf}	Average		
29-Jul-20	08:00	Cloudy	MA1b_24hr_003669	2.7409	2.8018	7318.11	7342.11	24.00	1.40	1.40	1.40	2018	30.2
04-Aug-20	08:00	Rainy	MA1b_24hr_004912	2.6771	2.7153	7345.11	7369.11	24.00	1.40	1.40	1.40	2019	18.9
10-Aug-20	08:00	Fine	MA1b_24hr_003521	2.6861	2.7181	7372.12	7396.12	24.00	1.42	1.42	1.42	2051	15.6
15-Aug-20	08:00	Cloudy	MA1b_24hr_003529	2.6679	2.6932	7399.12	7423.12	24.00	1.40	1.40	1.40	2020	12.5
21-Aug-20	08:00	Fine	MA1b_24hr_004996	2.6906	2.7733	7426.12	7450.12	24.00	1.40	1.40	1.40	2020	40.9

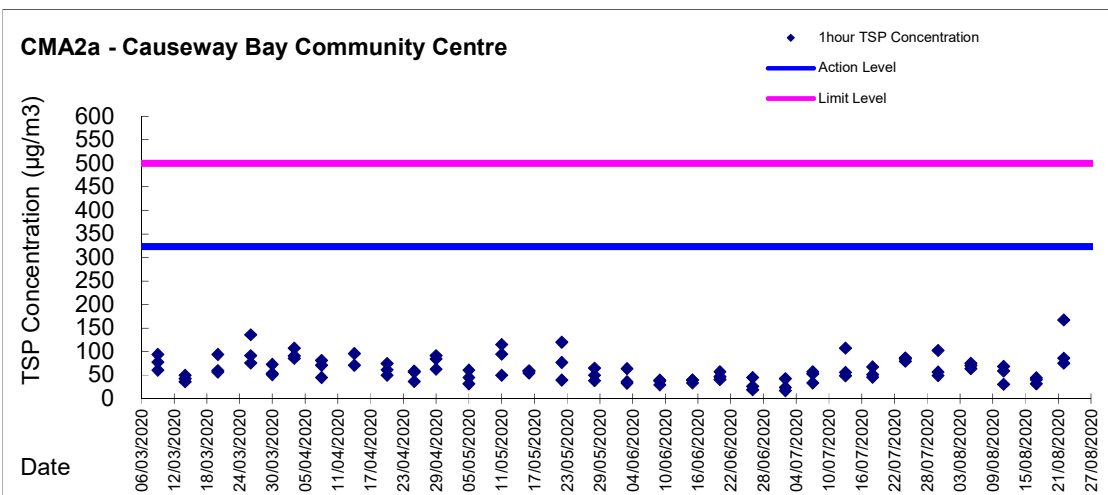
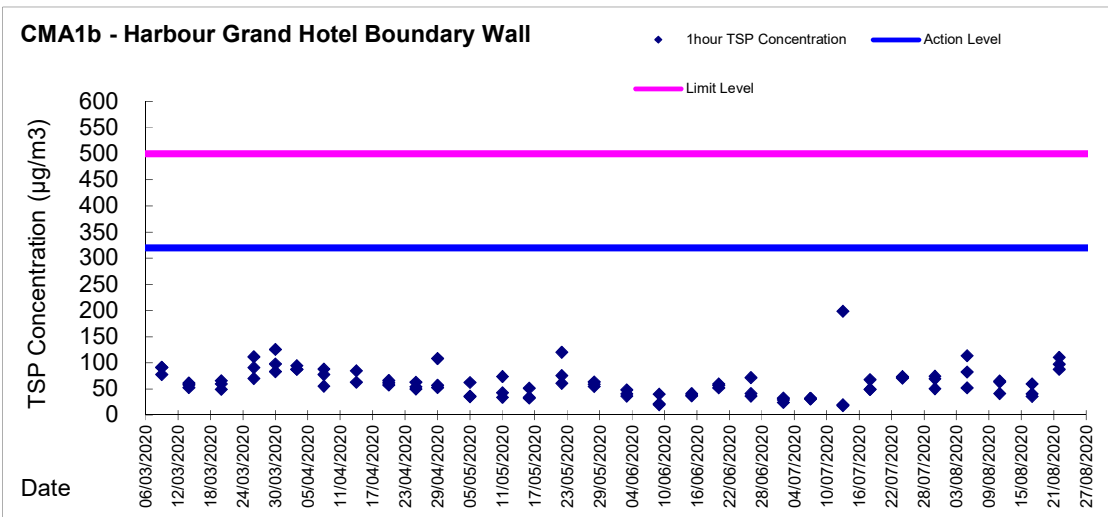
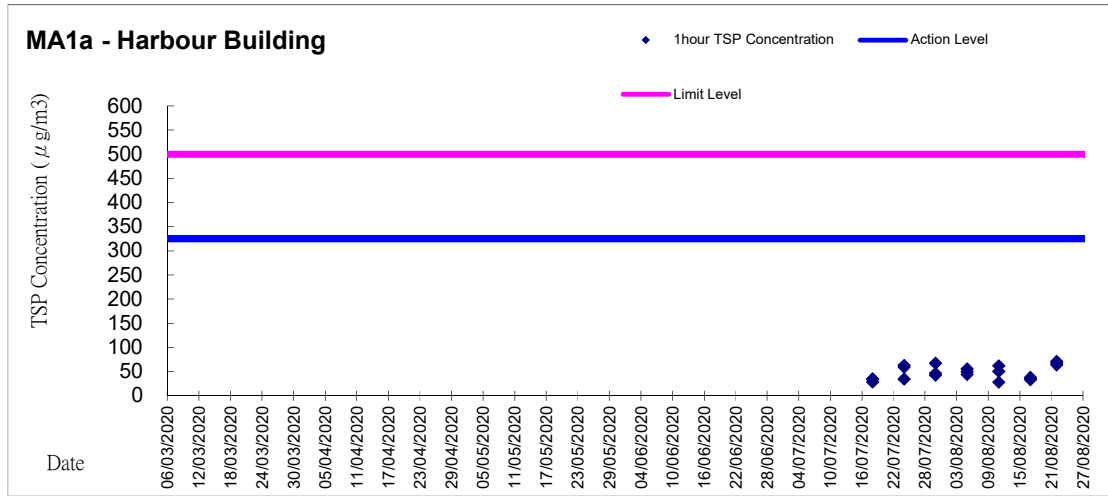
Report on 1-hour TSP monitoring

Action Level ($\mu\text{g}/\text{m}^3$) - 325.1
Limit Level ($\mu\text{g}/\text{m}^3$) - 500

Date	Sampling Time	Weather Condition	Filter paper no.	Filter Weight, g		Elapse Time, hr		Sampling Time, hr	Flow Rate, m^3/min			Total Volume, m^3	TSP Level, $\mu\text{g}/\text{m}^3$
				Initial	Final	Initial	Final		Initial, Q_{si}	Final, Q_{sf}	Average		
30-Jul-20	13:00	Rainy	MA1b_1hr_1_004909	2.6935	2.6971	7342.11	7343.11	1.00	1.40	1.40	1.40	84	42.8
30-Jul-20	14:02	Rainy	MA1b_1hr_2_004910	2.6814	2.6871	7343.11	7344.11	1.00	1.40	1.40	1.40	84	67.8
30-Jul-20	15:05	Rainy	MA1b_1hr_3_004911	2.6967	2.7006	7344.11	7345.11	1.00	1.40	1.40	1.40	84	46.4
05-Aug-20	13:00	Rainy	MA1b_1hr_1_003518	2.7288	2.7335	7369.11	7370.11	1.00	1.40	1.40	1.40	84	55.9
05-Aug-20	14:02	Rainy	MA1b_1hr_2_003519	2.7044	2.7086	7370.11	7371.11	1.00	1.40	1.40	1.40	84	49.9
05-Aug-20	15:04	Rainy	MA1b_1hr_3_003520	2.7191	2.7228	7371.11	7372.11	1.00	1.40	1.40	1.40	84	44.0
11-Aug-20	13:00	Fine	MA1b_1hr_1_004918	2.7014	2.7038	7396.12	7397.12	1.00	1.42	1.42	1.42	85	28.1
11-Aug-20	14:02	Fine	MA1b_1hr_2_003527	2.7066	2.7119	7397.12	7398.12	1.00	1.42	1.42	1.42	85	62.0
11-Aug-20	15:04	Fine	MA1b_1hr_3_003528	2.6939	2.6983	7398.12	7399.12	1.00	1.45	1.45	1.45	87	50.6
17-Aug-20	13:00	Rainy	MA1b_1hr_1_004993	2.7185	2.7217	7423.12	7424.12	1.00	1.40	1.40	1.40	84	38.0
17-Aug-20	14:01	Rainy	MA1b_1hr_2_004994	2.6858	2.6887	7424.12	7425.12	1.00	1.40	1.40	1.40	84	34.4
17-Aug-20	15:02	Rainy	MA1b_1hr_3_004995	2.7062	2.7090	7425.12	7426.12	1.00	1.40	1.40	1.40	84	33.2
22-Aug-20	13:00	Fine	MA1b_1hr_1_004982	2.6960	2.7017	7450.12	7451.12	1.00	1.40	1.40	1.40	84	67.7
22-Aug-20	14:02	Fine	MA1b_1hr_2_004974	2.7209	2.7263	7451.12	7452.12	1.00	1.40	1.40	1.40	84	64.2
22-Aug-20	15:04	Fine	MA1b_1hr_3_004975	2.7005	2.7065	7452.12	7453.12	1.00	1.40	1.40	1.40	84	71.3

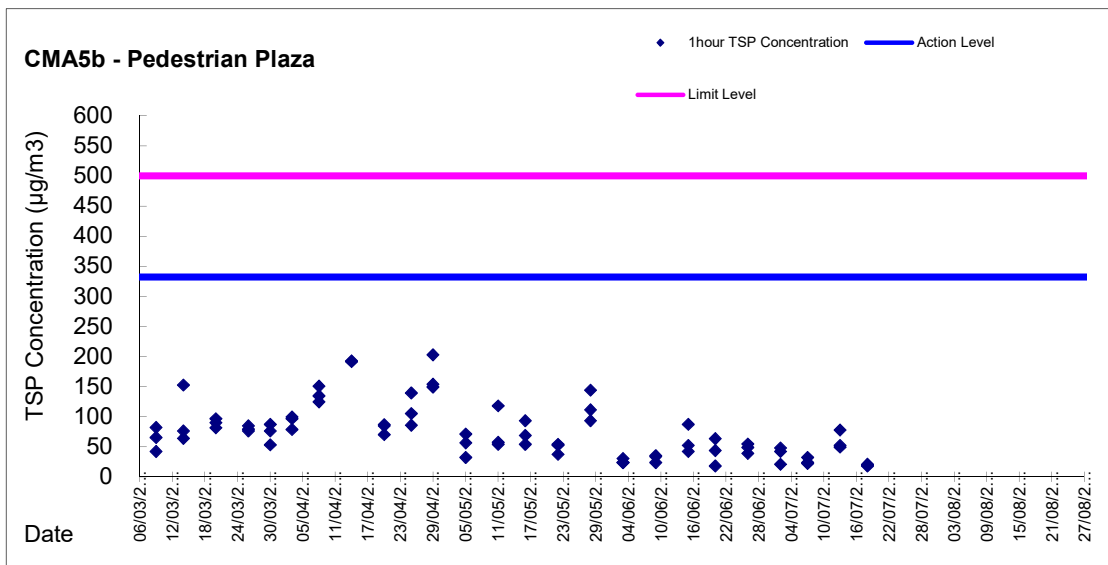
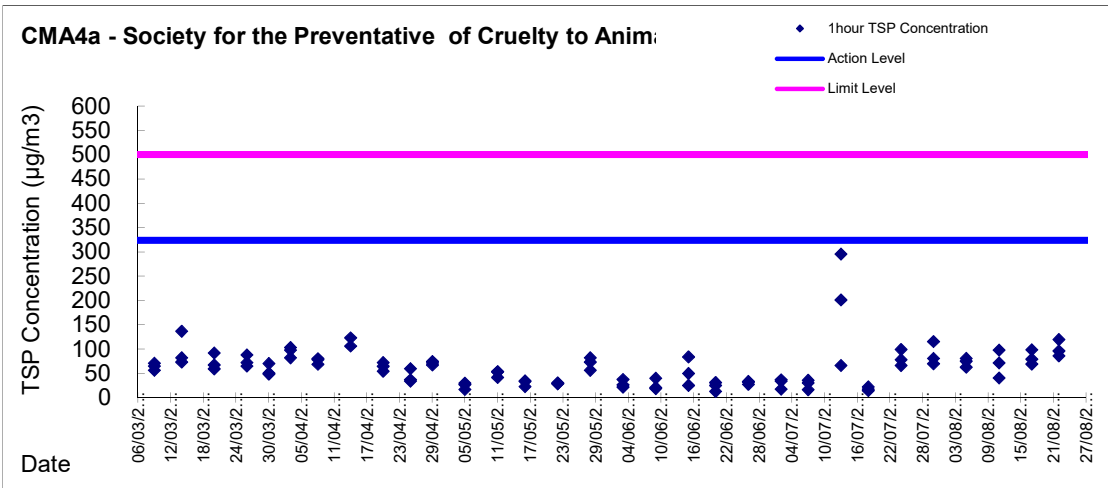
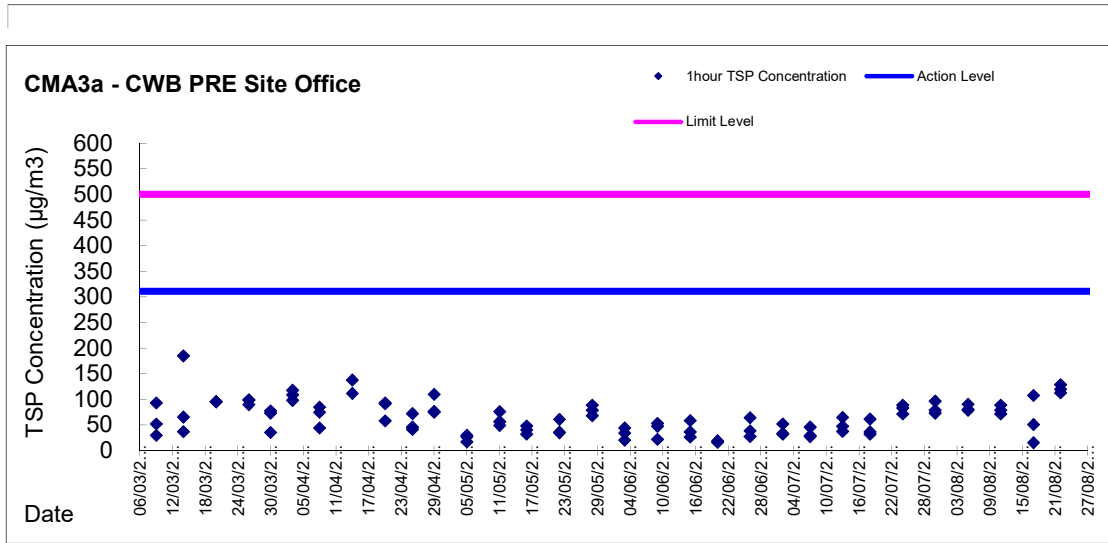


Graphic Presentation of 1 hour TSP Result

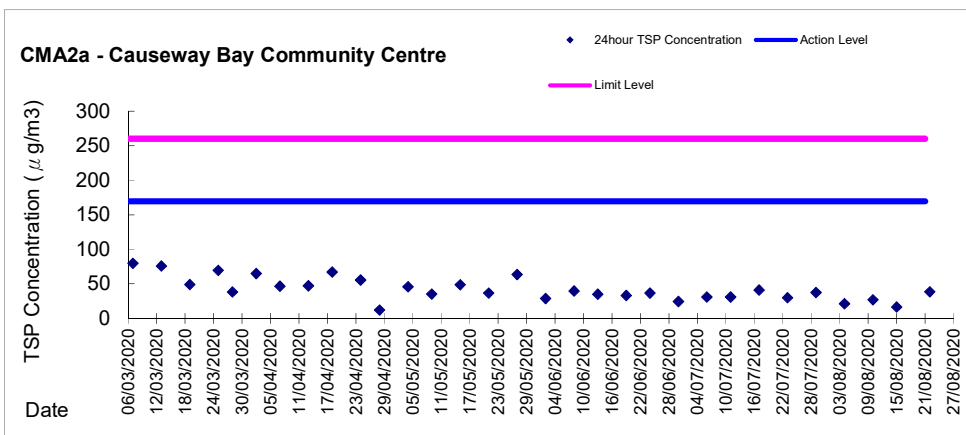
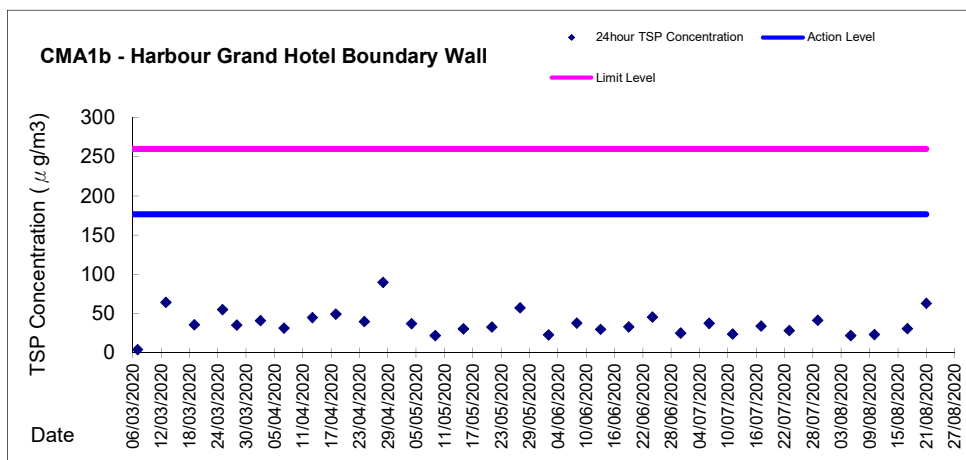
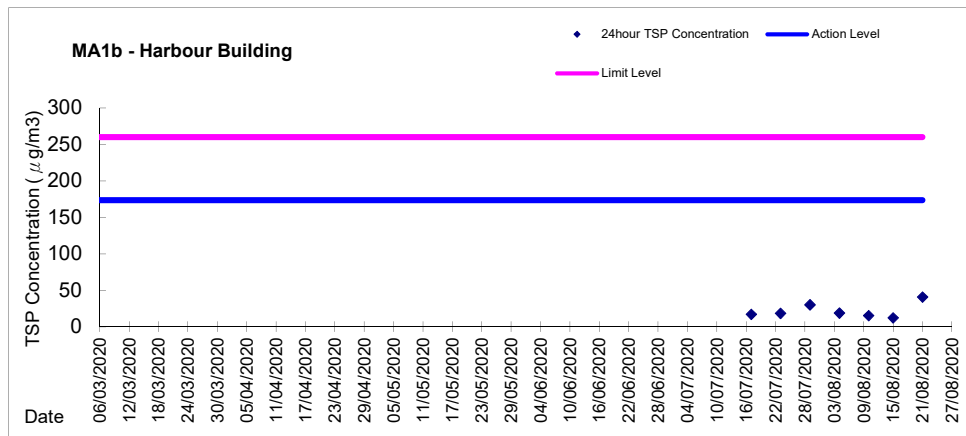




Graphic Presentation of 1 hour TSP Result



Graphic Presentation of 24 hour TSP Result



Graphic Presentation of 24 hour TSP Result

